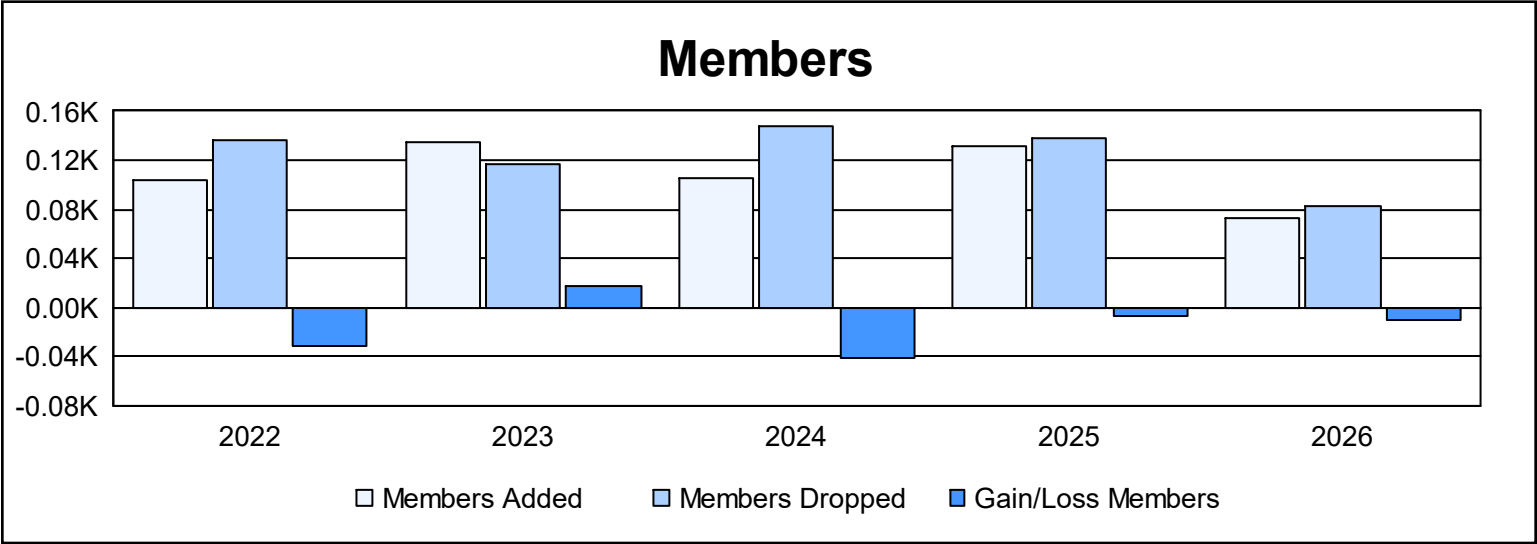
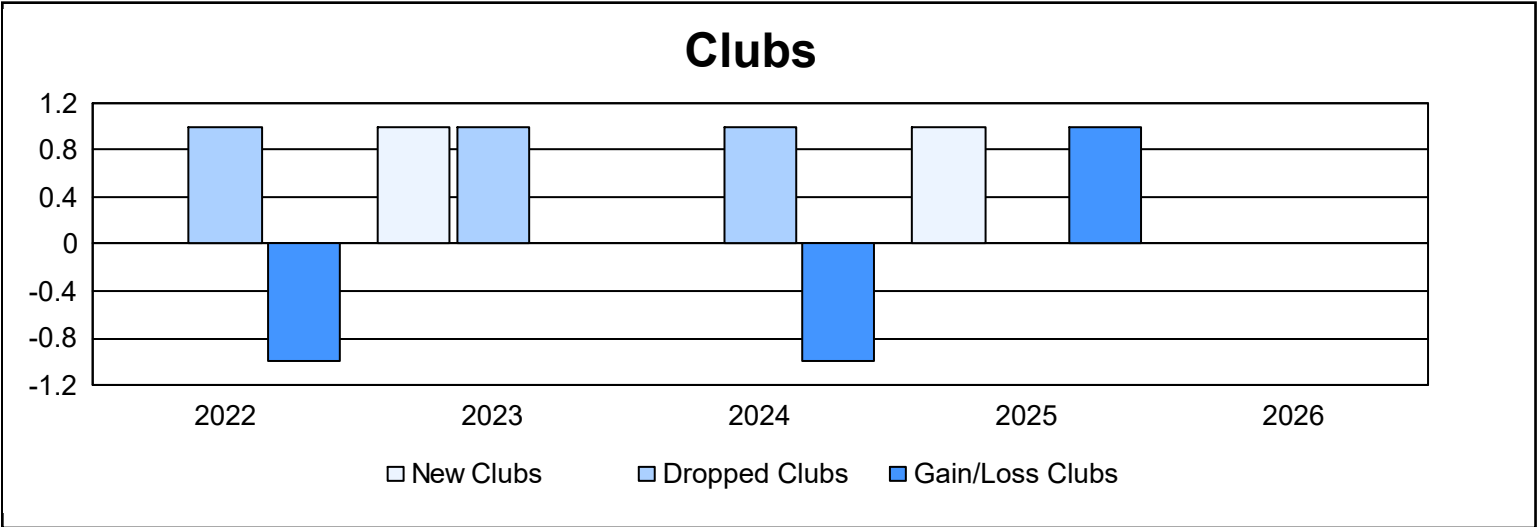
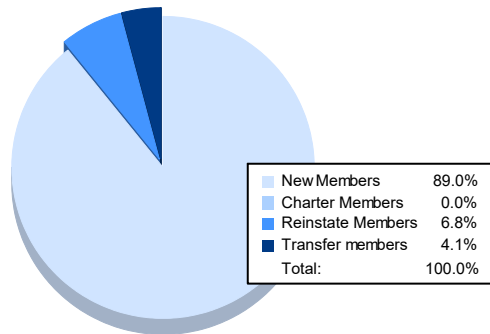


| Year | New Clubs | Dropped Clubs | Gain/ Loss Clubs | New Members | Charter Members | Reinstate Members | Transfer Members | Total Member Added | Total Members Dropped | Gain/ Loss Members |
|-----------|-----------|---------------|------------------|-------------|-----------------|-------------------|------------------|--------------------|-----------------------|--------------------|
| 2021-2022 | 0 | 1 | -1 | 93 | 0 | 4 | 7 | 104 | 136 | -32 |
| 2022-2023 | 1 | 1 | 0 | 109 | 21 | 2 | 2 | 134 | 117 | 17 |
| 2023-2024 | 0 | 1 | -1 | 99 | 2 | 2 | 3 | 106 | 148 | -42 |
| 2024-2025 | 1 | 0 | 1 | 82 | 34 | 7 | 8 | 131 | 138 | -7 |
| 2025-2026 | 0 | 0 | 0 | 65 | 0 | 5 | 3 | 73 | 83 | -10 |
| Average | 0 | 1 | 0 | 90 | 11 | 4 | 5 | 110 | 124 | -15 |



Membership Composition January 2026 Cumulative



Gender Composition January 2026 Cumulative

